

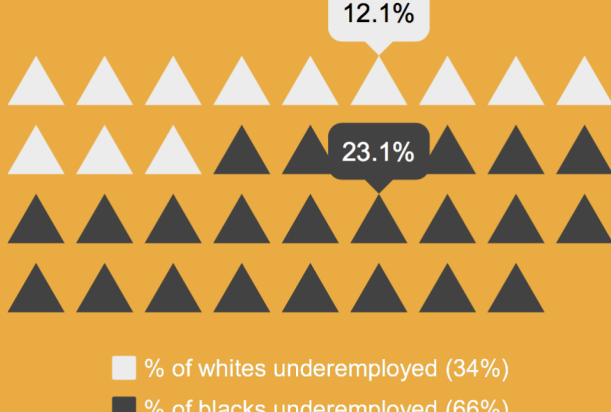
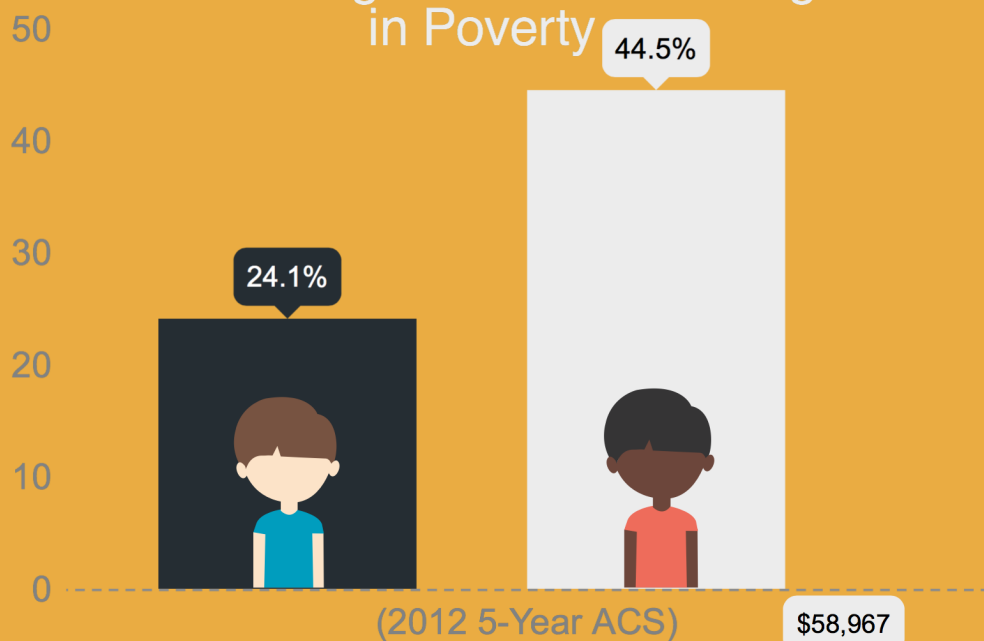
RACIAL INEQUALITY

in West Virginia



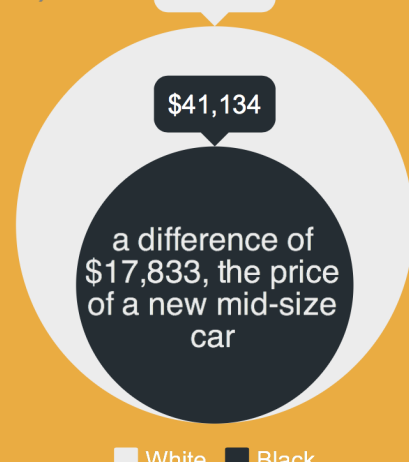
Economic Disparities

Percentage of Children Living in Poverty



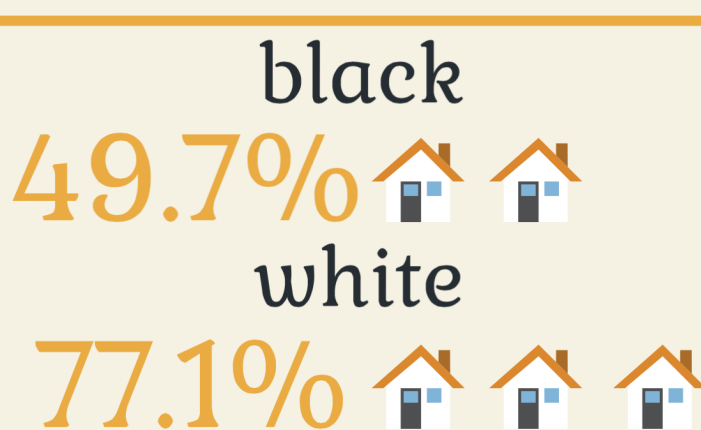
Percentage of Underemployed Population (2014)

Family Median Income Among Households with Children (2012 5-Year ACS)



HOME OWNERSHIP

2012 5-Year ACS

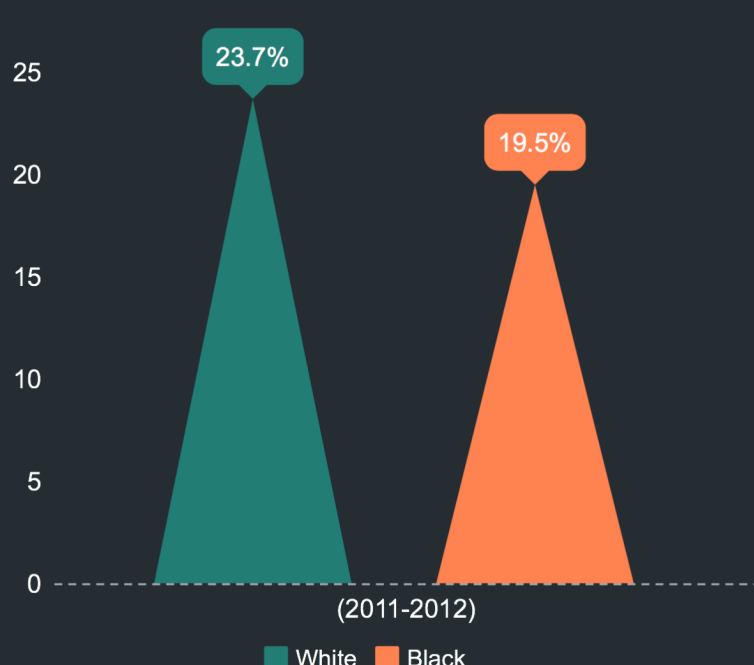


The School-to-Prison Pipeline

structural inequality and racial discrimination lead to poor educational experiences for black students and contribute to their high incarceration rates



Educational Attainment



80% of white students will graduate from high school while only 74% of black students will. (2011-2012)

Black students are suspended at more than

TWICE

the rate of white students. (2011-2012)

FOR EVERY 100,000 West Virginians there are

182 white people incarcerated & 2,188 black people incarcerated (2005)

Yet 93.7% of West Virginians are white & only 3.6% are black. (2014)

THAT MEANS BLACKS ARE INCARCERATED AT 7 TIMES THE RATE OF WHITES



Health Disparities

Health disparities are another set of indicators of racial inequality. Limited access to quality healthcare, low income, and limited education are proven correlatives of lower life expectancy and higher rate of chronic illnesses.

INFANT MORTALITY RATE



6% more black infants than white infants are born with low birth weights

1 Black West Virginians have a shorter life expectancy than white West Virginians by 2.6 years.

2 52.4% of white West Virginians report their health status as excellent or very good in comparison to 51.4% of black West Virginians. (2012-2014)